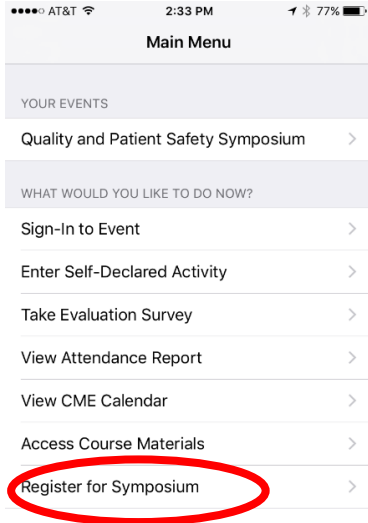



## How to Register for an Activity Using the eeds App

**Step 1:** Open app and select “Register for Symposium”



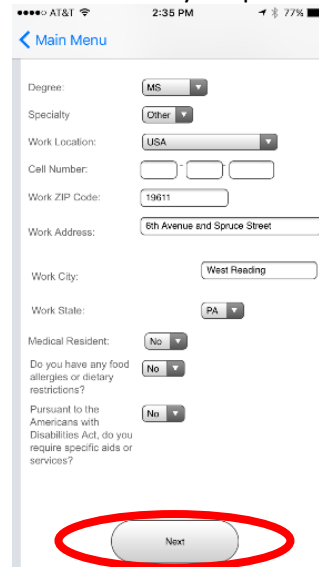
**Step 2:** Select “Reading Hospital” as the sponsor



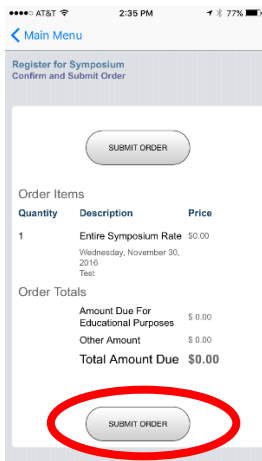
**Step 3:** Find your preferred activity and select “Learn More and Register”



**Step 4:** This will take you to your Profile page (you can make edits to your profile here if you'd like). Select “Next”



**Step 5:** This will take you to the order page. Hit “Submit Order”



**Step 6:** This will take you to your registration confirmation. You can sign in and view itinerary by selecting “Go to Symposium Overview”

